

DELUXE CHALKBOARD A-FRAME SIGN

Unique design that leads the market on performance and functionality.

FEATURES:

- 38mm x 38mm powder coated steel frame.
- Gloss black and satin wood grain stock finishes.
- Unique hard-wearing rubber hinges allow feet to self-level on uneven surfaces and offer finger protection when handling.
- Reversible panels for added message flexibility and convenience.
- Fully assembled and ready for use straight out of the box.

Panel material options

- 3mm black high pressure chalkboard laminate - for traditional chalk or liquid chalk pens.
- 3mm gloss white aluminium composite (ACM) - strong, light and very rigid.
- 5mm satin/matt white foam PVC - strong and lightweight.

Printed/shaped panel options

- Direct to surface digital/screen print available



Stylish locking arms.

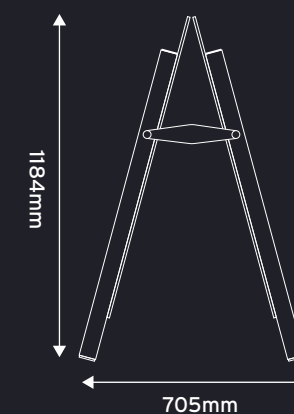
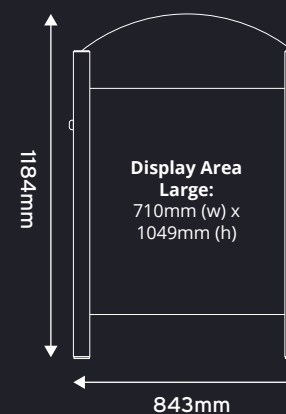
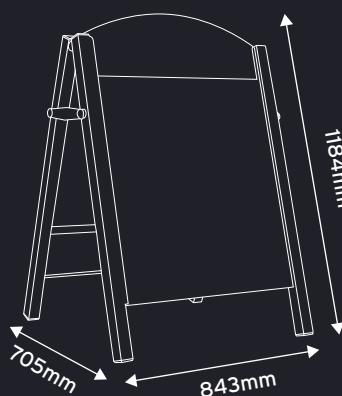


Hard wearing rubber hinges.



Slide-in reversible panels

DIMENSIONS:



FRAME COLOUR	SIZE	DISPLAY AREA	O/A DIMENSIONS (W X H X D MM)	WEIGHT (KG)
BLACK STEEL FRAME	SMALL	540 X 813	674 X 920 X 600	12
	LARGE	710 X 1049	843 X 1184 X 705	19
WOOD EFFECT STEEL FRAME	SMALL	540 X 813	674 X 920 X 600	12
	LARGE	710 X 1049	843 X 1184 X 705	19



01733 511030
sales@xldisplays.co.uk