

DEMO COUNTER FRONT

Artwork Guidelines & Sizing

ARTWORK SIZE:

Total Artwork size Front (100% 72dpi):

826mm (W) x 900mm (H)

Total Artwork size Header (100% 72dpi):

795mm (W) x 345mm (H)

PLEASE NOTE:

For optimum printing results artwork documents should be submitted in vector format in either EPS or High Quality PDF.

Ensure that all text has been outlined, any images or placed items are linked within the document and that all layers have been flattened.

- No bleed or crop marks
- Set up your artwork in CMYK at **300dpi**
- The artwork should be at **25%** of the total size
- Pantone colours accepted

CMYK Printing of Solid Black - To achieve a solid black in your artwork, please create solid black with the following colour reference:

C:100 / M:100 / Y:100 / K:100




01733 511030
sales@xldisplays.co.uk


Demo Center Front (1 Shelf) Self Adhesive Vinyl 826mm wide x 900mm high



Bleed Area: Add 10mm bleed from the edge of the finished graphic on all sides.




Safe Area: This is the area for your design to be placed.



Trim Area: Anything placed inside this area will be covered by the top and bottom of the product.



Non Printable Area: This area is cut out by the shelves.



Hinged Fold Area: Blue lines indicate hinged area where body panel is folded and must have a gap in the graphic of 2/3mm.

Demo Center Header Self Adhesive Vinyl

795mm wide x 345mm high



Bleed Area: Add 10mm bleed from the edge of the finished graphic on all sides.