

SUREFLEX PAVEMENT SIGN BOARD

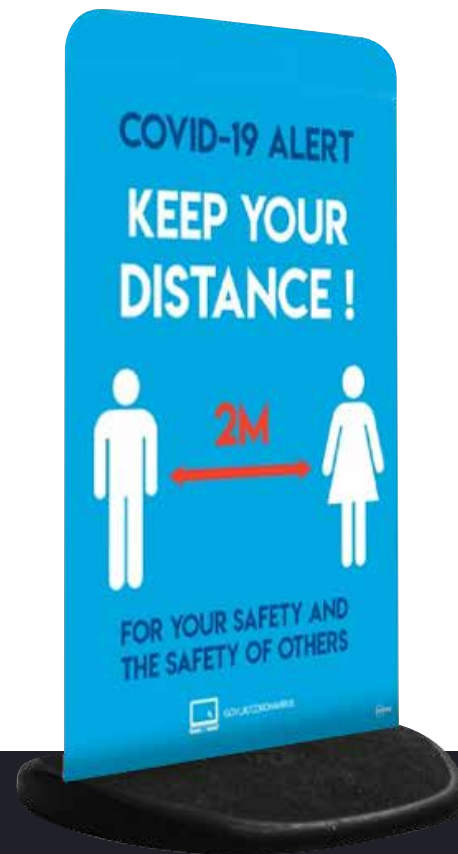
Bigger sign, bigger impact.

FEATURES:


- Designed for long range visibility to grab attention.
- Large 540mm x 917mm display area.
- Aircraft grade 1.2mm aluminium panel ideal for screen/digital print or vinyl graphics.
- Unique patented wedge means assembly and disassembly in seconds with no tools required.
- Recycled PVC base provides great stability.
- Wind tested for maintenance free use whatever the weather.
- High Pressure Laminate chalkboard option also available.
- Opportunities for shaped and oversized panels for maximum impact.



01733 511030
sales@xldisplays.co.uk

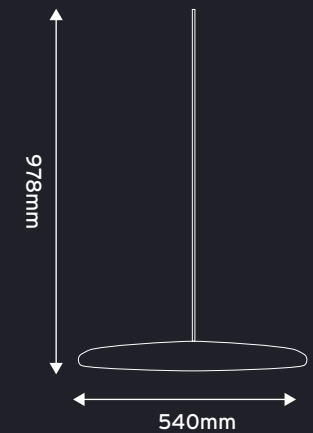
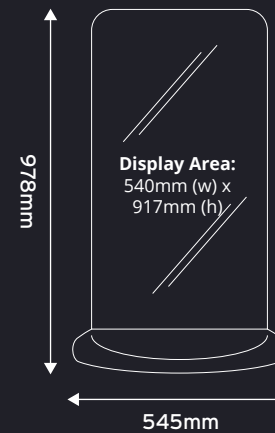
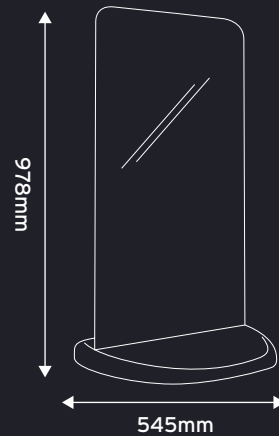


Wedge simply slots through panel and locks into place.



Tested to Storm Force 10 Beaufort Scale.

DIMENSIONS:



PANEL OPTIONS	PANEL SIZE (MM)	DISPLAY AREA (MM)	O/A DIMENSIONS (W X H X D MM)	WEIGHT (KG)
ALUMINIUM	540 X 952	540 X 917	545 X 978 X 540	11.3
CHALKBOARD	540 X 952	540 X 917	545 X 978 X 540	11.7