

SWING SIGN WATER BASE PAVEMENT SIGN

A larger Swing Sign with wheels.

FEATURES:

- Gloss white aluminium panel (588 x 917mm) – ideal for direct to surface print or vinyl graphics.
- Alternative top opening polycarbonate double sided 20" x 30" poster pocket with magnetic seals.
- Poster pocket designed with header area for permanent branding - ideal for either direct to surface print or vinyl graphics.
- Flat sided oval steel tube frame (50 x 25mm) – available in black or white from stock.
- Patented D-Flex panel hangers make panel fitting quick and easy.
- Black water-fillable polyethylene base for optimum stability.
- Built-in wheels for ease of movement.

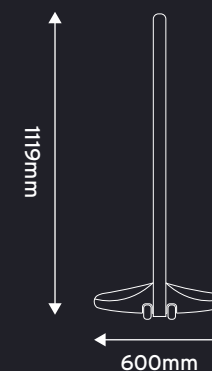
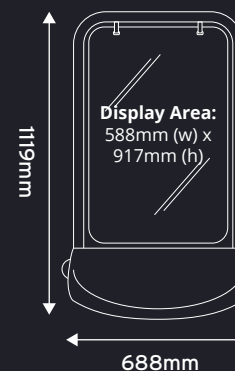
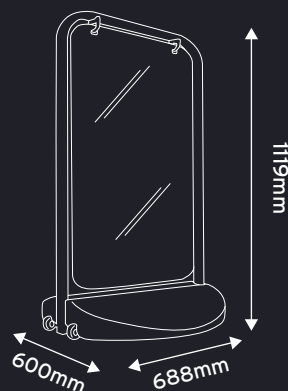


Effortless no tools needed for assembly.



Easy access top-opening poster pocket.

DIMENSIONS:



DISPLAY TYPE	DISPLAY AREA (MM)	O/A DIMENSIONS (W X H X D MM)	WEIGHT (KG) EMPTY/FULL	POSTER POCKET COLOUR
ALUMINIUM PANEL	588 X 917	688 X 1119 X 600	12/31	-
POSTER POCKET	488 X 742 (20" X 30")	688 X 1119 X 600	12/31	WHITE BLACK



01733 511030
sales@xldisplays.co.uk

ALL FRAMES AVAILABLE IN EITHER BLACK OR WHITE