




GUARDIAN MOBILE DIVIDER

Installation Guide:
Linking Screens Together

STEPS:

1. Locate hinge piece 1, place screw into top hole
2. Add washer to the back of screw
3. Repeat steps 1-2 for bottom screw
4. Locate hinge piece 2 and repeat steps 1-3. Slide hinge into side channel on screen
5. Align hinge to desired position
6. Screw into frame to secure hinge in place
7. Line up hinge parts and interlock
8. Slide pin into place and push to lock



9. When linking screens together, install one foot on one screen and both feet on the other as above



10. With two people, lift screens and align together



11. Carefully interlock the hinges and use pins to secure. Ensure pins are fully locked in place